

## AMU Series JIC Size Junction Boxes: Lift-Off Screw Cover - Solid/Opaque

### APPLICATION

- Designed to insulate and protect controls and components in both indoor and outdoor applications often found in oil refineries, waste water treatment equipment, and chemical plants
- Especially well suited for high temperature or corrosive environments
- Protects from dirt, dust, oil, and water
- For use with industrial control equipment in ordinary locations

### STANDARDS

- UL Types 1, 2, 3, 4, 4X, 6P, 12, and 13
- CSA Types 1, 2, 3, 3R, 4, 4X, 6P, 12 and 13
- NEMA Types 1, 2, 3, 3R, 4, 4X, 6P, 12 and 13
- IEC 60529 Type IP68 submersible up to 24 hours at a depth of 6 feet (1.8meters)
- Enclosure flammability rating per UL@ 508
- Joint Industrial Council (JIC) enclosure sizing
- Compliant with RoHS directive (Restriction of Hazardous Substances)

### CONSTRUCTION

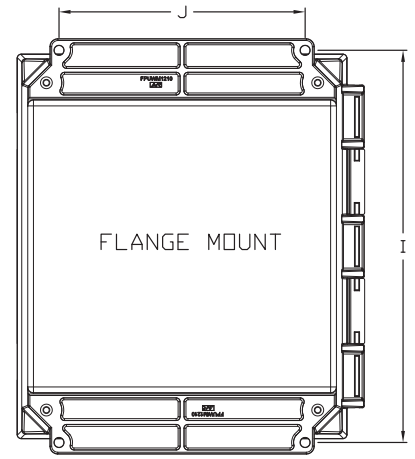
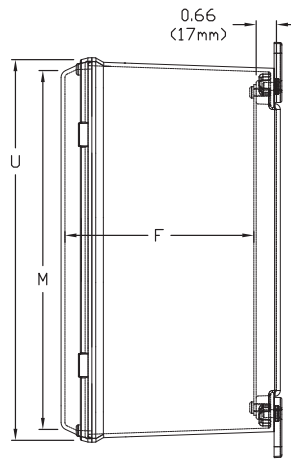
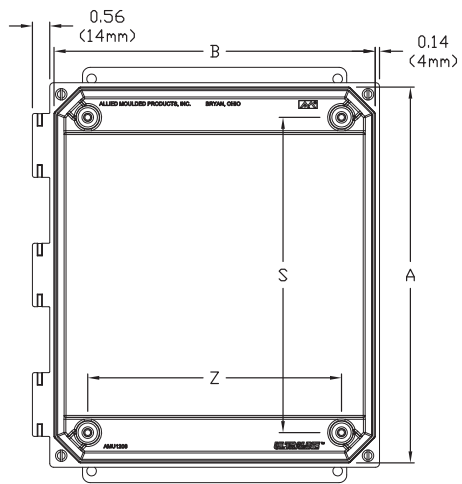
- Compression molded fiberglass reinforced polyester construction with flush, solid/opaque cover
- Allied Moulded Ultraguard® fiberglass reinforced polyester material formulation - UV stabilized for outdoor use
- Light gray color (RAL 7035)
- 304 stainless steel captive cover screws
- Gasket made of closed cell neoprene cord encased in a continuous tongue and groove channel
- Polycarbonate flanges (installed) and mounting feet (bagged) with four 304 stainless steel screws
- 10-32 threaded brass inserts are installed for back panel mounting

### ACCESSORIES

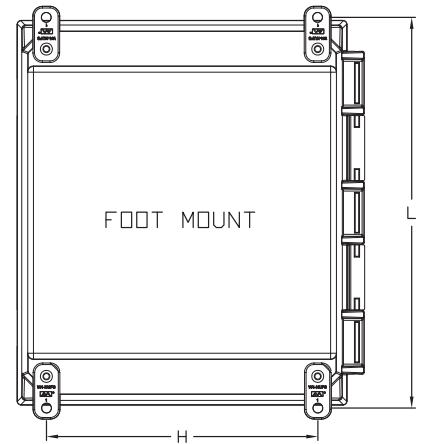
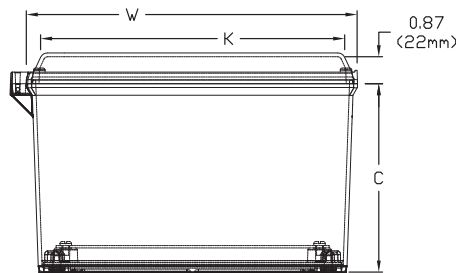
- Optional back panels and hinged front panels
- Optional thermal management products

### MODIFICATIONS

- Custom holes and cutouts
- Custom size polycarbonate viewing windows
- Molded-in color matches
- EMI/RFI shielding
- Factory-supplied silk screening



Note: Cover Removed for Clarity



Part No.	Box Size			Usable Depth	Panel Boss Centers		Flange Mount Centers		Foot Mount Centers		Cover Size				Nom. Wall Thickness
	A	B	C		F	S	Z	J	I	H	L	K	M	W	
AMU664(F*)	6.05	6.27	4.13	4.11	4.25	4.25	4.00	6.88, 6.75	4.91	6.75	5.89	5.67	6.72	6.50	0.13
	154mm	159mm	105mm	104mm	108mm	108mm	102mm	175, 171mm	125mm	171mm	150mm	144mm	171mm	165mm	3 mm
AMU864(F*)	8.05	6.27	4.13	4.11	6.25	4.25	4.00	8.88, 8.75	4.91	8.75	5.89	7.67	6.72	8.50	0.13
	204mm	159mm	105mm	104mm	159mm	108mm	102mm	226, 222mm	125mm	222mm	150mm	195mm	171mm	216mm	3 mm
AMU1084(F*)	10.05	8.27	4.13	4.11	8.25	6.25	6.00	10.75	6.91	10.75	7.89	9.67	8.72	10.50	0.13
	255mm	210mm	105mm	104mm	210mm	159mm	152mm	273mm	176mm	273mm	200mm	246mm	221mm	267mm	3 mm
AMU1206(F*)	12.05	10.27	6.13	6.11	10.25	8.25	8.00	12.75	8.82	12.70	9.89	11.67	10.72	12.50	0.13
	306mm	261mm	156mm	155mm	260mm	210mm	203mm	324mm	224mm	323mm	251mm	296mm	272mm	318mm	3 mm
AMU1426(F*)	14.05	12.27	6.13	6.11	12.25	10.25	10.00	14.75, 14.62	10.82	14.70	11.89	13.67	12.72	14.50	0.13
	357mm	312mm	156mm	155mm	311mm	260mm	254mm	375, 371mm	275mm	373mm	302mm	347mm	323mm	368mm	3 mm
AMU1648(F*)	16.05	14.27	8.13	8.11	14.25	12.25	12.00	16.75	11.47	16.91	13.89	15.67	14.72	16.50	0.14
	408mm	362mm	207mm	206mm	362mm	311mm	305mm	425mm	291mm	430mm	353mm	398mm	374mm	419mm	4 mm
AMU1860(F*)	18.12	16.34	10.13	10.10	16.25	14.25	12.00	18.88, 18.76	13.72	19.16	16.14	17.92	16.97	18.75	0.19
	460mm	415mm	257mm	257mm	413mm	362mm	305mm	480, 477mm	348mm	487mm	410mm	455mm	431mm	476mm	5 mm
AMU2060(F*)	19.87	16.09	10.13	10.10	17.81	13.81	10.00	21.25	13.16	20.53	15.89	19.67	16.72	20.50	0.19
	505mm	409mm	257mm	257mm	452mm	351mm	254mm	540mm	334mm	521mm	404mm	500mm	425mm	521mm	5 mm

\*Enclosure base part numbers come standard with 4 separately bagged feet (ex. AMU664)

Add "F" to the part number for factory installed flanges (ex. AMU664F)

"I" dimensions with multiple numbers indicate slotted holes

All dimensions are in inches unless otherwise noted



Order Today: 419-636-4217, Fax: 419-636-2450, e-mail: [sales@alliedmoulded.com](mailto:sales@alliedmoulded.com)